

Name: _____ Class: _____ Date: _____

- Answer the following questions based on the below figure:



1. Tool Name: _____

2. Tool Definition: _____

3. Tool Purpose: _____

4. The tool can be categorized according to:

a. _____

b. _____

c. _____

d. _____

5. Tool types:

1. _____

2. _____

3. _____

4. _____

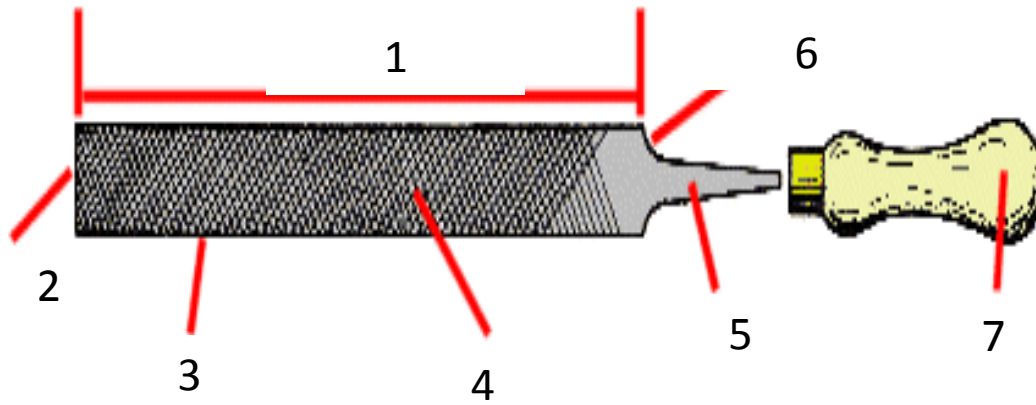
5. _____

6. _____

7. _____








8. _____


6. Label the main parts of the tool:






1. _____
2. _____
3. _____
4. _____
5. _____
6. _____
7. _____

- Distiguish between the following files types:




Picture	File Type (Name)	Common usages	Shape	Type of cut
				
				
				
				
				
				
				

Picture	File Type (Name)	Common usages	Shape	Type of cut
				

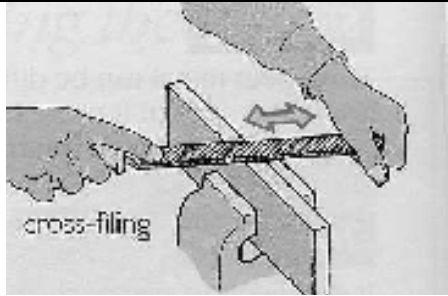
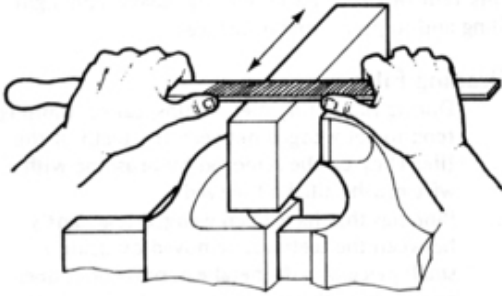
- Identify the file grade in the following pictures and their usages

Picture	Grade type	usages
		
		
		

- Identify the cut pattern in the following pictures and their usages

Picture	cut pattern type	usages
		
		
		

- Name the method of filing in the following pictures:

Picture	Filing Method
	
	

- Name the method of filing in the following pictures:

Picture	Filing Method
